

# VILLAGE OF FOREST VIEW

## NEWSLETTER



*Christmas 2021*



Christmas Greetings,

I hope this newsletter finds you all well and getting ready for Christmas.

Our first ever Veterans Day Celebration, was a hit. We were shocked so many people came out as it was cold, windy and damp. Thanks to all who attended and if you could not, hope you enjoy the pictures.

We'll be decorating inside the Village Hall as well as the outside for Christmas. We purchased the wreaths we'll be hanging from a Boy Scout Troop. Kids: don't forget to drop off your letters to Santa in our special mailbox inside the Village Hall. Letters will go straight to Santa at the North Pole. Also, don't forget to submit your art for our wall for all to admire.


If you haven't done so already, please send in your "Code Red" info.

You may also submit online. We will be utilizing this service for more than just emergencies. We have forms at the Village office if you need one.

Wishing you all a Very Merry Christmas and a Prosperous & Healthy New Year!

Village President  
Nancy L. Miller

"As we struggle with shopping lists and invitations, compounded by December's bad weather, it is good to be reminded that there are people in our lives who are worth this aggravation, and people to whom we are worth the same." – Donald E. Westlake-Writer/Actor



## SOMEONE YOU SHOULD KNOW



**FIRE CHIEF MARK JONES**

Fire Chief Mark Jones began employment with Forest View in September. When asked what he likes most about his job, Mark replied he enjoys giving back to the community and the family type atmosphere within the Fire Department.

Fire Chief Jones has experience as an Executive level Chief Fire Officer who has led fire department operations and special projects for more than 20 years. He has demonstrated expert skills in executive leadership and fire ground operations. He has obtained extensive training and certification in public management, safety and leadership. He has organized and managed disaster planning and response drills.

When Fire Chief Jones is not at the Fire Department, he enjoys spending his free time with family and friends. He enjoys attending concerts and going to the movies. He also loves traveling.

Welcome Fire Chief Jones.



**TRUSTEE MIDALIA NEVAREZ**

Trustee Midalia Nevarez became a Trustee in August, 2021. She has lived in Forest View with her family for 21 years. She is proud to serve her community. Trustee Nevarez also works full time as an Elementary School Teacher. She has been a teacher for 18 years at the same school. She oversees parent volunteers in her district and provides workshops to help them guide their children in education. Trustee Nevarez is a devoted teacher who is always available to listen and help her students.

Trustee Nevarez has a Bachelor's Degree in Elementary Education and a Masters Degree in Reading Invention.

On a personal note, she has been married to her husband Alex for 23 years. They have 3 beautiful daughters. Their oldest daughter just graduated from Northwestern, their middle daughter is a junior at St. Mary's College in Notre dame and their youngest is a freshman in high school. When not at work or volunteering, she enjoys spending time with her family and watching her daughters' musicals and sporting events.

# VETERANS DAY CEREMONY - THANK YOU FOR YOUR SERVICE



Village President Nancy L. Miller



Tony & Lorraine Faikus



Ed Smeltzer, John Marbes, Rich Hubacek



Anthony Vaughn, Nancy L. Miller,  
Illinois State Rep. Aaron Ortiz, Mike Dropka



**THANK YOU FOR YOUR SERVICE**



Assistant Director Anthony Vaughn  
Illinois Department of Veterans Affairs



Forest View P.D. & F.D.



Home School



Tom Day  
Bugles Across America NFP



Anthony Vaughn, Illinois Department of Veterans Affairs,  
Village President Nancy L. Miller, Tony Zeman  
Elks Lodge Brookfield IL # 1510



Mr. Faikus' Grandson, Mr. Faikus, John Marbes

# FROM THE VILLAGE OFFICE...



## North Pole Airmail


Remember to fill out your Letters to Santa and drop them off at the Village Hall before December 15, 2021. We will make sure all of the letters are delivered to the North Pole.

Merry Christmas!

**\*Santa will even provide a response\***

## FREE LIGHT BULBS

If you can use any of the following bulbs, please stop in the Village Hall.



1. Two hundred seventy-two (272) Fluorescent bulbs **F40T12** - 40 Watts - 4ft length
2. Forty-five (45) Fluorescent bulbs **FB40T12** - 40 Watts - U-shape - 2ft length
3. Forty-two (42) Fluorescent bulbs **F96T12** - 110 Watts - 8ft length
4. Fourteen (14) Fluorescent bulbs **F48T12** - 60 Watts - 4ft length
5. Twelve (12) Fluorescent bulbs **F32T8** - 32 Watts - 4ft length



## VETERANS VEHICLE STICKER DISCOUNT

Village Administrator Dropka presented to the Board, Ordinance No. 21-09 that is an ordinance amending Section 3-4-3 of the Forest View Village Code to provide for a discounted Village vehicle sticker rate for Veterans.

We are excited to announce that we will be offering this discounted vehicle sticker for our Veterans in June. The Veterans Vehicle Sticker will cost \$2.00. Thank you for your service.

## **DESPLAINES VALLEY NEWS** A HOUSEHOLD NAME IN THE SOUTHWEST SUBURBS SINCE 1913

We have the Des Plaines Valley Newspaper delivered to the Village Hall every Thursday. Please stop in to say hello and pick up your complimentary newspaper.

## "HEADS" UP



On occasion, a resident will come to the Village Office and maintain their water bill is "never that high". Immediately, the first thing that is checked is the flushing mechanism inside the toilet water tank. Frequently it reveals the rubber flap or cone is hung-up or did not "seat" properly and allowed the water to flow continuously. As a result, considerable water usage occurred without the resident's awareness, thus the high bill. Consequently, it pays to exercise a "heads" up for faint water flow sounds.

# FROM THE VILLAGE OFFICE...

Reminder!

## GARBAGE COLLECTION

Garbage and recycling collection will remain the same through the Holidays. Christmas trees will also be collected during regular refuse removal. Trees must be placed at the curb and free of any decorations.



December 1, 2021 was the last compost pickup.

During the winter season, it would be helpful to place garbage cans behind the curb line – not in the street, so the snow plows can effectively clear the streets. We thank you for your cooperation.

## SENIOR CITIZEN EXEMPTION

The due date for the Tax Year 2021 First Installment property taxes is Tuesday, March 1, 2022.

If you turned 65 years of age during the tax year for which you are applying, remember you must complete the Senior Citizen Exemption application in order to receive reduction/savings.

If you have applied for a Senior Citizen Exemption in the past, that will roll over. Senior Citizen Freeze will need to be re-applied for annually.

\*Due to the pandemic, this information could change\*



**PLEASE NOTE:** In observance of the upcoming holidays, the Village Office will be closed:  
Thursday & Friday, November 25<sup>th</sup> & 26<sup>th</sup>  
Friday & Monday, December 24<sup>th</sup> & 27<sup>th</sup>  
Friday, December 31<sup>st</sup>  
Monday, February 21<sup>st</sup>

## OKTOBERFEST CUPS



We have some mugs left over from Oktoberfest and we have had residents asking if they can purchase more. If you would like additional mugs, you can purchase at the Village Office for \$3.00 each. They would make great stocking stuffers for Christmas or fill with candy and a gift card or lotto tickets for a last minute gift.

## OUTSIDE DROP BOX

For your convenience, residents are now able to drop-off water bill payments, police ticket fines, and other Village business, in the locked drop box located by the back entrance (parking lot side) of the Village Hall.



# PUBLIC WORKS



## SNOW REMOVAL/ PARKING BAN

Snow removal is vital to safe driving. **After a snowfall of two inches (2") or more, it is unlawful to park any vehicle, or to permit any vehicle to remain parked on the street until the snow has been removed, and provided that the snowfall has stopped.**

Observe "NO PARKING AFTER 2" SNOWFALL/TOW-AWAY ZONE" signs. The NO PARKING ban WILL be enforced! Cars parked illegally WILL be subject to tow. The Public Works crew works long and hard to keep the Village streets clear and safe. We need and appreciate your cooperation.

Please avoid being subjected to a parking ticket fine and then the additional costs of towing this winter season. Obey the snow removal parking ban.

## SHOVELING/SNOW BLOWING



Please do not throw snow back into the street after public works has completed their snow plowing. You innocently may be trying to cause the snow to melt faster, however the newly formed snow mound may create a hazard for unsuspecting drivers. Instead we ask that you use the deflector on your snow blower to direct the snow onto the parkway. Pile it up, do not push it out.

Also, during major, wet snowfalls (only), public works will push aside furrows at the end of driveways which were caused by previous snow plow runs.



## SNOW REMOVAL ASSISTANCE

Public Works offers snow removal to senior citizens who are disabled, handicapped and/or have severe health problems and have no one else who is able to help them with snow removal. The public works crew will make one shovel width pass from the street to the front door thus providing exit route in an emergency situation. This work will be done *after* all the roads have been cleared first, followed by end of driveways, and then eligible senior sidewalks. Those in need of snow removal must complete an application available at the Village Office plus submit a doctor's verification explaining medical condition to be eligible.





## PUBLIC WORKS



### WINTERIZE YOUR WATER PIPES

Frozen water pipes are not life-threatening; however, frozen or broken water pipes do cause damage to homes each winter. If pipes in the walls aren't properly insulated, they can freeze and rupture. An eighth-of-an-inch crack in a pipe can release up to 250 gallons of water a day, soaking floors, rugs, and furniture. To prevent the mess and aggravation frozen pipes cause, protect your home by following these simple steps:

### BEFORE COLD WEATHER

Locate and insulate pipes most susceptible to freezing – typically those near outer walls, in crawl spaces, or in the attic. Wrap pipes with heat tape (UL approved). Seal any leaks that allow cold air inside where pipes are located. Disconnect garden hoses, shut off and drain water from pipes leading to outside faucets.

### WHEN IT'S COLD

Open cabinet doors to allow heat to get at uninsulated pipes under a sink or appliance near an outer wall. Make sure heat is left on and set no lower than 55 degrees. If you plan to be away short term, have someone check your house daily to make sure the heat is on to prevent freezing. For a prolonged period of time, drain and shut off the water system (except indoor sprinkling systems).

### IF PIPES FREEZE

Make sure you and your family know how to shut off the water if pipes freeze to minimize damage. Call a plumber and contact your insurance agent.

**Never** attempt to thaw a pipe with an open flame or torch.

Always be careful of the potential for electric shock in and around standing water.





On behalf of our Fire Fighters and me, we would like to wish everyone a Merry Christmas and a Happy New Year. We hope your holidays are extra special.

I would like to take a moment to remind everyone to have a safe and happy season.....

- While putting up the lights both inside and on the tree, check to make sure they are in good condition. Check for bare wires and missing bulbs. Be aware of how many sets you are connecting; you do not want to overload the circuit.
- Be careful where you run extension cords. You do not want to run an extension cord under a rug or through any doorways; they may crimp or become damaged with the closing of the door.
- If you have a live tree, remember to keep it watered.
- Watch the use of candles. Do not leave them burning unattended.
- Test your smoke detectors to make sure they are working.

HAPPY HOLIDAYS TO ALL

LET US LOOK TO A HAPPY AND GOOD NEW YEAR TO COME





**FRIDAY, DECEMBER 24<sup>th</sup>**

**(CHRISTMAS EVE)**

**CAPTURE THE HOLIDAY SPIRIT  
AS SANTA ARRIVES FROM THE  
NORTH POLE AND WILL TRAVEL THRU  
THE FOREST VIEW COMMUNITY  
BY FIRE TRUCK  
GREETING THE YOUNG AND OLD.**

**SANTA'S TOUR WILL BEGIN  
5:00P.M.**

**FRIDAY, DECEMBER 24<sup>th</sup>**

**The Fire Truck Will Start in the  
4600 Block of Maple and  
Continue Thru Town Ending in the  
4600 Block of Oak Park.**

**(Bundle Up and Watch for  
Santa at the Curb)**



# POLICE DEPARTMENT

## LEAVING HOME DURING THE HOLIDAYS???

Just a reminder, the Forest View Police Department offers free house security checks if you're leaving town over the holidays. Please contact the Police Department at the non-emergency number 708-788-0318 or Justice Dispatch at 708-458-2191 for more information.

## HOLIDAY GUESTS - PARKING

Parking on some streets in Forest View is "residential only". Therefore, should you have guests gathering at your home for the holidays please notify the Police Department at the non-emergency number 708-788-0318 when a non-resident visitor(s) will be parking on the street and then the vehicle(s) will not be ticketed. Also, residents are reminded that overnight parking on Village streets is prohibited. All vehicles must be off the street between the hours of 1 a.m. and 5 a.m. This allows the Police Department to quickly notice suspicious vehicles in your area. On the occasion that you have overnight guests or work being done on your driveway, permission to park on the street can be received by calling the Police Department.

## HOLIDAY CRIME



Holidays are the easiest times for burglars to score. Once the house is empty, criminals know that you will be gone for hours, and that they don't have to rush to take all your precious property. Many burglaries occur on holidays such as Christmas Eve, Christmas Day, and the best one, believe it or not, is the Super Bowl. If you're not home when the game begins, you're probably not coming back until the game ends! Sad but true. See following holiday safety tips.



## HOLIDAY SAFETY TIPS

The holidays are a special and joyous time of year. Taking a few prevention measures can help keep your holiday season joyous. The following tips from the Forest View Police Department can help reduce your chances of becoming a victim of crime:

Be extra cautious about locking doors and windows when you leave the house, garage, or vehicle even for a few minutes.

When leaving home for an extended time, have a neighbor or family member watch your house, shovel snow, pick up the mail and newspapers. Indoor and outdoor lights should be on an automatic timer.

Leave a radio or television on so the house looks and sounds occupied.

Large displays of holiday gifts should not be visible through the windows and doors of your home.

Don't post travel plans on Facebook.

While on vacation, don't post vacation pictures on Facebook.

## WINTER DRIVING

Winter is upon us again and the Police Department would just like to remind residents to take due caution driving during the winter months. Remember stopping on snow and ice is very hazardous, so slow your speed on snow covered streets and watch for the infamous black ice. Keep a greater distance between your vehicle and the one in front of you. If you're driving an all-wheel or 4-wheel drive vehicle you may be able to pull away from that stop sign or red light faster but when it comes to emergency stopping, your vehicle will respond the same as everybody else's! So, let's be a safe and cautious driver this winter season.

The men and women of the Forest View Police Department would like to wish all of our residents a wonderful and safe Holiday Season!

# Medical Tips for Everyday Living

## Smart Ways to Lower Your Risk of Alzheimer's

By the year 2050, the number of Americans over 65 who are living with Alzheimer's disease is expected to approach 14 million, according to the Alzheimer's Association. Because the brain changes in Alzheimer's may start years or even decades before symptoms emerge, many researchers, doctors, and advocates focus on trying to prevent the disease before it begins. Here's what they advise.



### Protect your heart.

A 2020 international medical review identified 12 major risk factors for dementia, and four were directly related to heart health: high blood pressure, obesity, diabetes, and smoking. "We know that what's bad for the heart is bad for the brain," says John Morris, MD, FAAN, endowed professor of neurology at Washington University in St. Louis' Knight Alzheimer Disease Research Center. "When we look at lifestyle factors that might help prevent Alzheimer's disease, there's a lot of interest in heart health, diet, and staying very active." Your doctor can suggest medication and

lifestyle changes to get your blood pressure and cholesterol to healthy levels. If you are overweight or obese, ask your doctor for guidance in losing weight, and talk with a nutritionist about a healthy eating plan. If you have diabetes, work closely with your doctor to manage your blood sugar levels. And if you smoke, talk to your doctor about how to quit.



### Know your risk factors.

Older Black Americans have higher rates of dementia than non-Hispanic Whites, and Black Americans also have higher rates of high blood pressure, high cholesterol, diabetes, heart disease, and stroke. A 2015 study found that Black patients who had Alzheimer's disease were more likely to have classic signs like beta-amyloids, as well as more frequent and more severe blood vessel disease. Ask your doctor for help in keeping your blood pressure, cholesterol, blood sugar, and weight at healthy levels.



### Get moving.

Inactivity is another of the 12 major dementia risk factors identified by the 2020 review. "Exercise can be the brain's first defense against

amyloid plaque, which builds up in the brains of people with Alzheimer's disease," says Richard Isaacson, MD, FAAN, a neurologist and director of the Alzheimer's Prevention Clinic at Weill Cornell Medical College and New York-Presbyterian Hospital. "Burning body fat and building muscle mass can boost metabolism, which helps maintain brain health over time," Dr. Isaacson says. Any type of activity—walking, dancing, bicycling—can make a difference. Aim for 30 minutes a day if you can.



### Stay socially and mentally active.

Get together regularly with family and friends; work or volunteer with community groups; meet new people; read or do puzzles daily. Even more important, take a class or learn a new skill. "Learning something new, like another language, helps build vital backup pathways in the brain," Dr. Isaacson says.



### Avoid head injury.

A recent review added traumatic brain injury (TBI) to the list of modifiable risk factors. A 2018 study looked at how head trauma—both severe injury, as in a car

accident or a fall, and repeated mild injury, like a concussion from sports—increases the risk of dementia. Protect yourself by wearing a seat belt, staying safe when playing sports, and treating any head injury right away.




### Treat depression, hearing loss, and substance abuse.

Primary risk factors for dementia include problems as varied as excessive alcohol consumption, hearing loss, and depression. A 2018 review of three dozen studies found links between hearing loss in midlife and developing dementia; if you can get hearing aids, wear them as much as possible. If you drink alcohol, do so in moderation. And if you believe you may have symptoms of depression—such as frequent or extreme sadness, self-isolating tendencies, or thoughts of harming yourself—reach out to anyone you can for help: friends, family, co-workers, your doctor, or services like the National Suicide Prevention Lifeline (800-273-8255) or the Substance Abuse and Mental Health Services Administration's national help line (800-662-HELP [4357]).

## History of Christmas Cards

It was in 1843 when the tradition of sending Christmas cards has started thanks to Sir Henry Cole. He was the civil servant who took part in setting up the Public Record Office, which is now known as the Post Office. He was trying to look for ways on how this office can serve ordinary people. He came up with the concept of Christmas cards, which he collaborated with his friend, John Horsley. Horsley created the first Christmas card that costs 1 shilling, which is equivalent to 8 cents. The card has three parts. The left portion and the right portion were images of caring for the poor. On the middle portion is a picture of a family having a Christmas dinner! This card received some criticisms since it showed a kid being given a glass of wine.



**First Christmas Card**

They printed about 1000 of these cards and all of them were sold. Nowadays, this particular Christmas card is very rare and can cost thousands of dollars.

In 1860, the printing methods have evolved and more Christmas cards were being produced. The first cards were using the image of the Nativity scene. Later on, snow sceneries were used. Snow settings were famous in the UK since it depicted the harsh weather that occurred in 1836.

During the later part of 1840, Christmas cards were produced in the United States, however, they are too costly and a few people can only afford to buy them. In 1875, Louis Prang began creating cards which are more affordable. Prang's cards consisted of plants, kids, and flowers. In 1915, John C. Hall along with his two brothers produced Hallmark cards, which are still existing today.

Moving forward, Christmas cards come in different styles and designs. Mostly it consists of Santa Claus, Christmas trees, winter scenes and others. Some charities also created their own cards in order to raise some money during Christmas season. According to Hallmark Cards, the all-time favorite sentiment on a Christmas Card is "A Merry Christmas and a Happy New Year to You!" Apparently, the first is still the best.

# Remember When.....

"1953"

## Plan Facilities in Forest View Building



Forest View President Frank Luzznicky, 4527 Maple ave., at right, diagrams arrangement of proposed facilities which will be included in the village's newly constructed water department building, pictured in the rear. Looking on are Clarence Holec, 4506 Kenilworth ave., trustee of the village board, and Gordon T. Hart, 4544 Kenilworth ave., village clerk. The

building, located near the village hall at Wenonah ave. and 46th st., will house the offices of the water department and meter repair department and was built in conjunction with the village's new water system which is now under construction. It is also planned to house proposed fire fighting equipment in the new building completed a few weeks ago.

"1953"

## 120 FOREST VIEW KIDS AT HALLOWEEN PARTY SATURDAY



An estimated 120 children of Forest View, very nearly the entire younger generation of the village, attended the Halloween party Saturday evening in the village hall. It was held by the Taxpayer's Party.

The kids were treated to games, refreshments and noise makers, according to Village President Frank Luzznicky. Highlight of the evening was the awarding of prizes to 12 for their costumes. Stickney President James Mejda and John Vermoch and Thomas Cerny, also of Stickney served as judges picking winners on originality and appearance.

Forest View children awarded prizes were Robert Borvansky, Bonnie Kaspar, Roberta Soucke, Larry Cable, Barbara Bezdek, Ronnie Stercay, John Lejsek, Patsie Riha, Frank Yurka, Clem Garske, Gloria Kure and Sandra Sergio.

# HAPPY Thanksgiving

THANK YOU, PRESIDENT NANCY L. MILLER, FOR MAKING THANKSGIVING EXTRA SPECIAL FOR OUR FIRE DEPARTMENT AND POLICE DEPARTMENT. YOUR KINDNESS IS APPRECIATED!





SMILE.....



Crabby Road 12-15-07

**Greatest Hits**

*I have a little Christmas tradition I like to keep: Every year I knock over the tree and smash all the ornaments just to see the look on the cat's face when she realizes I beat her to it.*



©Hallmark Licensing, Inc.

Maxine.com





## Village President's Recipe Pick for Christmas

This recipe was given to me many, many years ago by my friend, Tina (Dabrowski) Rigler. It's so fast and easy to make that our Boy Scouts starting making it on camp outs. I made for my family and it came to be a tradition for holidays and special get togethers. And the best part....it is delicious!

1 can well drained crushed pineapple

1 tub cool whip

1 container cottage cheese

1 packet instant jello gelatin

Put all in large bowl and mix. It's that simple!

The secret is the jello. For Christmas use lime jello (green) or cherry (red). I've even added a drop or 2 of red food coloring to make a deeper red.

Thanksgiving we use orange jello.

4<sup>th</sup> of July – you can use blue raspberry.

Use your imagination. I hope you enjoy as much as we did.



# VILLAGE OF FOREST VIEW CHRISTMAS HOME DECORATING CONTEST

Show off your holiday spirit and enter the Village of Forest View's Christmas Outdoor Home Decorating Competition.

**REGISTRATION BEGINS ON NOVEMBER 27<sup>TH</sup> ENDS DECEMBER 17<sup>TH</sup>**

We will be awarding the top three houses for Christmas.

Winners will receive a gift card.

**YOU MUST REGISTER - NO REGISTRATION FEE.**


**TO REGISTER, CALL (708) 788-3429 OR EMAIL [info@forestview-il.org](mailto:info@forestview-il.org)**

**THE OUTSIDE OF YOUR HOUSE MUST BE DECORATED BY  
DECEMBER 18<sup>TH</sup>.**



CALLING ALL LOCAL ARTISTS.....COLOR & DECORATE, THEN DROP YOUR MASTERPIECE OFF AT THE VILLAGE HALL.

YOUR ARTWORK WILL BE DISPLAYED IN OUR LOCAL ARTISTS CORNER. DON'T FORGET TO INITIAL YOUR ART.





**FOREST VIEW PARK DISTRICT**

# **SANTA CLAUS IS COMING TO TOWN!**

**And he's bringing some friends along too!**

**DECEMBER 4TH  
FROM 6:30 TO 8:00PM**

**JOIN US FOR A LIGHTED HOLIDAY STROLL THROUGH THE  
WAVY PATH AREA OF THE PARK, STOPPING FOR A PHOTO AND  
TREAT FROM SOME SPECIAL GUESTS ALONG THE WAY!**

**THIS IS A FREE EVENT BUT REGISTRATION IS REQUIRED.  
PLEASE EMAIL [JESSICA@FORESTVIEWPARKDISTRICT.ORG](mailto:JESSICA@FORESTVIEWPARKDISTRICT.ORG) AND  
INCLUDE THE NUMBER OF CHILDREN ATTENDING.**



November, 2021

## Happy Holidays - An Important Update for All Children on Santa Claus

Dear Children and Parents of the Village of Forest View:

As President of the Village of Forest View, I am proud to announce that **after years of negotiations with the North Pole**, our Village has created a direct line of communication between the **Village of Forest View and Santa Claus himself!**

For many years, my office has been working on building a connection with the North Pole, and I am happy to report that **the magic and the believers in this village have made it possible!** Thank you for your help in making it happen!

Because of this connection, I invite all of you to write your letters to Santa Claus. Then, **stop by Village Hall, 7000 W. 46<sup>th</sup> Street by Wednesday, December 15<sup>th</sup>.**

We will get your letters up to Santa himself, and he will even provide you with a response!

Please see the sample letter that Santa sent to us to get to you to fill out. **Don't forget to put your address on your letter so that Santa can respond to you!**

Thank you all for believing - I offer you and your family my warmest thoughts and best wishes during this holiday season. All the best to you in 2022!

Sincerely,

A handwritten signature in black ink that reads "Nancy L. Miller". The script is fluid and cursive.

Nancy L. Miller  
President, Village of Forest View



Dear Santa,



Hello! This Christmas, I will be \_\_\_\_\_ years old, and my teacher is \_\_\_\_\_ at \_\_\_\_\_ School!

I know this year has been different, but I have been...



- Good all of the time
- Good some of the time
- Naughty (but I can explain)

I am proud of myself, because this year, I did some nice things - including: \_\_\_\_\_

\_\_\_\_\_

\_\_\_\_\_

What I would like most for Christmas this year is \_\_\_\_\_ and \_\_\_\_\_, and I promise to leave out \_\_\_\_\_ for you!

**Merry Christmas Santa!**



Love,

First Name \_\_\_\_\_ Last Name \_\_\_\_\_

Address \_\_\_\_\_

**P.S. Please tell \_\_\_\_\_ I said hello!**